

2 UNITS LET TO EMED AND AUSTIN RACING



panattoni.co.uk/burgesshill

12 GRADE-A UNITS • 12 GRADE-A UNITS • 12 GRADE-A UNITS
AVAILABLE NOW

12 UNITS
FROM 8,142 TO 403,708 SQ FT

SPECULATIVELY BUILT
INDUSTRIAL/LOGISTICS OPPORTUNITIES

PANATTONI PARK
BURGESS HILL

PANATTONI PARK

BURGESS HILL


GATEWAY TO BRIGHTON AND THE SOUTH COAST



Current occupiers include:



panattoni.co.uk/burgesshill



12 GRADE-A NEW BUILD UNITS FROM 8,142 TO 403,708 SQ FT

Directly fronting the A2300 dual carriageway, Panattoni Park Burgess Hill provides fast access to the A23/M23, Gatwick Airport, Brighton and the South Coast.

With 2 units let to EMED and Austin Racing, and already home to DPD and Roche Diagnostics, Panattoni Park Burgess Hill offers new build units in an established location from 8,142 to 403,708 sq ft, appealing to a diverse number of occupiers. Alongside a Grade-A spec, Panattoni Park Burgess Hill provides local reach and national impact.

1.1 million consumers are accessible within 45 minutes by van, while 32.1 million fall within a single HGV journey, including the affluent market of the entire South East region.



PANATTONI PARK
BURGESS HILL

THE HUB - ROUTE 2 & 100



12 SPECULATIVELY BUILT UNITS TOTALLING
403,708 SQ FT

12 GRADE-A UNITS • 12 GRADE-A UNITS • 12 GRADE-A UNITS
AVAILABLE NOW



UNIT 7 147,408 SQ FT

ACCOMMODATION

	sq ft	sq m
UNIT 1	89,090	8,277
UNIT 2	LET TO EMED	
UNIT 3	54,819	5,093
UNIT 7	147,408	13,425
UNIT 8	11,195	1,040
UNIT 10	11,046	1,027
UNIT 12	16,702	1,551
UNIT 14	17,914	1,664
UNIT 16	12,152	1,129
UNIT 18	8,142	756
UNIT 20	8,740	813
UNIT 22	10,682	993
UNIT 24	15,818	1,469
UNIT 26	LET TO AUSTIN RACING	
TOTAL (GEA)	403,708	37,237

BASE SPECIFICATION

- UP TO 12.5M CLEAR INTERNAL HEIGHT
- 15% ROOF LIGHTS
- UP TO 50KN/M2 FLOOR LOADING
- 2 MVA POWER SUPPLY PARK WIDE
- 20% EV CHARGING POINTS
- CYCLE PARKING SPACES

7MVA
AVAILABLE BY Q3 2026

2MVA is immediately available. The additional 5MVA can be made available to tenants on specific request.

PANATTONI

SUSTAINABLE AS STANDARD

Benefit from a high standard specification, achieving BREEAM 'Excellent' to prioritise energy efficiency and reduce operating costs.



Building fabric designed and constructed to very high standards of insulation and air tightness



15% rooflights to warehouse roof resulting in a high level of natural daylight reducing need for artificial lighting



Roof-mounted solar photovoltaic (PV) system



Rainwater harvesting



Water saving taps and WCs



Water leak detection



Electric vehicle charging points in the car park



Cycle parking and shower facilities



Sub-metering of energy consumption



Bus route with walkway directly into site



ESG Meets ESG standards



BREEAM 'Excellent'

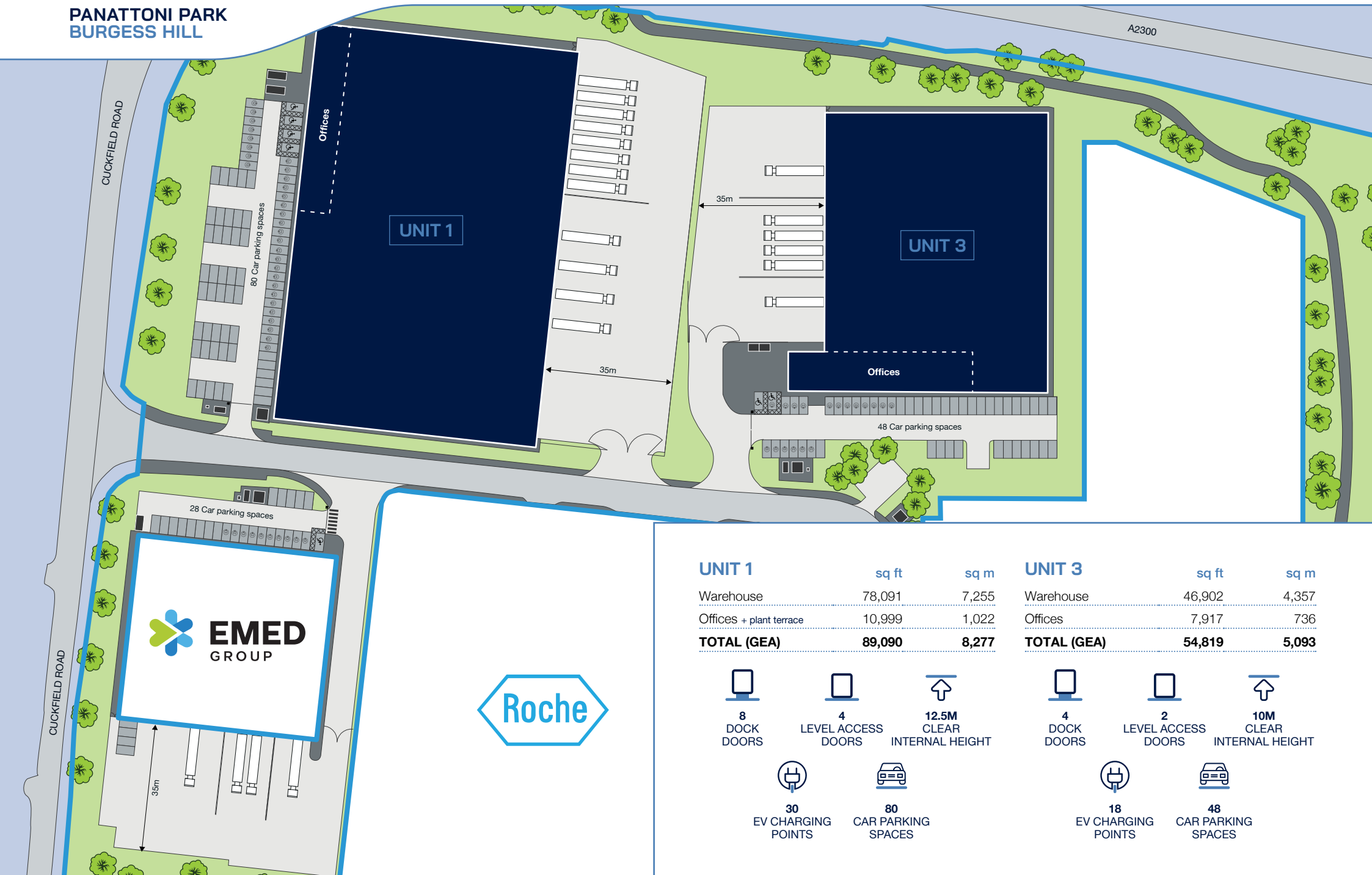


EPC rating of 'A'

UNIT 3 54,819 SQ FT



**PANATTONI PARK
BURGESS HILL**



UNIT 1

	sq ft	sq m
Warehouse	78,091	7,255
Offices + plant terrace	10,999	1,022
TOTAL (GEA)	89,090	8,277

UNIT 3

	sq ft	sq m
Warehouse	46,902	4,357
Offices	7,917	736
TOTAL (GEA)	54,819	5,093



8
DOCK
DOORS



4
LEVEL ACCESS
DOORS



12.5M
CLEAR
INTERNAL HEIGHT



4
DOCK
DOORS



2
LEVEL ACCESS
DOORS



10M
CLEAR
INTERNAL HEIGHT



30
EV CHARGING
POINTS



80
CAR PARKING
SPACES



18
EV CHARGING
POINTS



48
CAR PARKING
SPACES



UNIT 8

TOTAL (GEA) 11,195 sq ft 1,040 sq m



1 LEVEL ACCESS DOORS



8M CLEAR INTERNAL HEIGHT



4 EV CHARGING POINTS



11 CAR PARKING SPACES

UNIT 10

TOTAL (GEA) 11,046 sq ft 1,027 sq m



1 LEVEL ACCESS DOORS



8M CLEAR INTERNAL HEIGHT



4 EV CHARGING POINTS



11 CAR PARKING SPACES

UNIT 12

TOTAL (GEA) 16,702 sq ft 1,551 sq m



1 LEVEL ACCESS DOORS



8M CLEAR INTERNAL HEIGHT



6 EV CHARGING POINTS



15 CAR PARKING SPACES

UNIT 14

TOTAL (GEA) 17,914 sq ft 1,664 sq m



1 LEVEL ACCESS DOORS



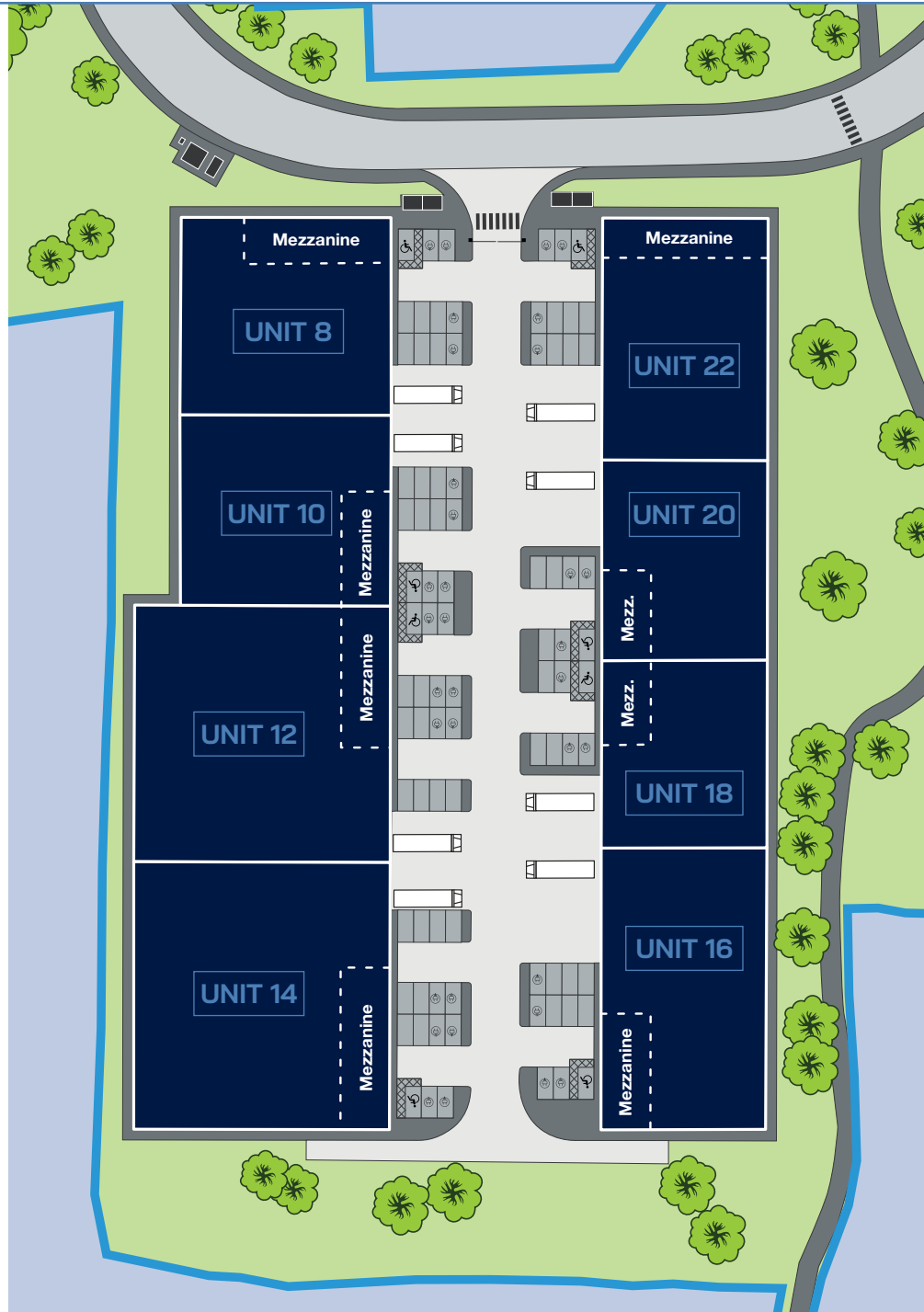
8M CLEAR INTERNAL HEIGHT



6 EV CHARGING POINTS



15 CAR PARKING SPACES



UNIT 16

TOTAL (GEA) 12,152 sq ft 1,129 sq m



1 LEVEL ACCESS DOORS



8M CLEAR INTERNAL HEIGHT



4 EV CHARGING POINTS



11 CAR PARKING SPACES

UNIT 18

TOTAL (GEA) 8,142 sq ft 756 sq m



1 LEVEL ACCESS DOORS



8M CLEAR INTERNAL HEIGHT



3 EV CHARGING POINTS



7 CAR PARKING SPACES

UNIT 20

TOTAL (GEA) 8,740 sq ft 813 sq m



1 LEVEL ACCESS DOORS



8M CLEAR INTERNAL HEIGHT



3 EV CHARGING POINTS



7 CAR PARKING SPACES

UNIT 22

TOTAL (GEA) 10,682 sq ft 993 sq m



1 LEVEL ACCESS DOORS



8M CLEAR INTERNAL HEIGHT



4 EV CHARGING POINTS



11 CAR PARKING SPACES

PANATTONI PARK BURGESS HILL

UNIT 7

	sq ft	sq m
Warehouse	130,629	12,136
Offices	16,779	1,289
TOTAL (GEA)	147,408	13,425



2
LEVEL
ACCESS
DOORS



12.5M
CLEAR
INTERNAL
HEIGHT



48
EV
CHARGING
POINTS



131
CAR
PARKING
SPACES

UNIT 24

	sq ft	sq m
Warehouse	13,339	1,239
Offices	2,479	230
TOTAL (GEA)	15,818	1,469



1
LEVEL
ACCESS
DOORS



8M
CLEAR
INTERNAL
HEIGHT




5
EV
CHARGING
POINTS



13
CAR
PARKING
SPACES





UNIT 1 89,090 SQ FT



UNIT 26 22,500 SQ FT



UNIT 7 147,408 SQ FT

COMPETITIVE LABOUR COSTS

Panattoni Park Burgess Hill can call upon specialised labour, well suited to manufacturing and logistics operations.

Aside to this, labour costs are extremely competitive by both regional and national standards.

Ready to work



25,500
WANT A JOB
IN WEST SUSSEX
AND EAST SUSSEX

Source: NOMIS December 2023

Suitable skills and sectors



40,500
MANUFACTURING WORKERS



35,500
TRANSPORT AND
STORAGE WORKERS

In West Sussex, East Sussex, Brighton & Hove.
Source: NOMIS 2022

Competitive wages

East Sussex	£624.20
West Sussex	£654.60
UK average	£682.60
South East	£704.30
London	£838.90

Gross weekly full time pay by place of work. Source: NOMIS 2023

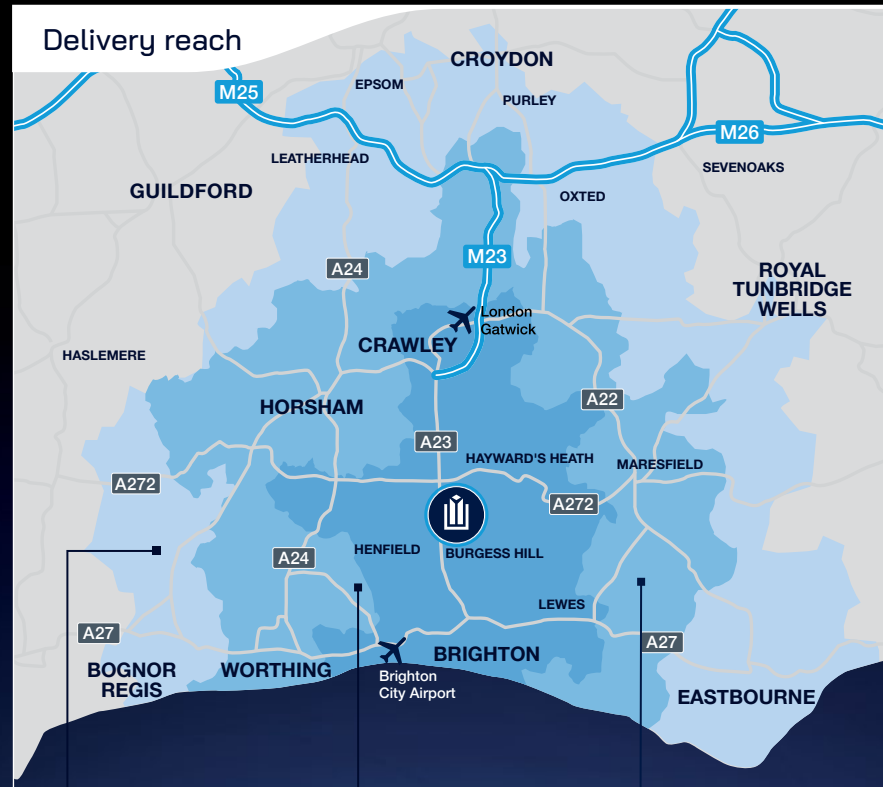


LOCATED FOR THE LAST MILE

Located for the last mile, Panattoni Park Burgess Hill offers direct market access to the affluent consumer markets of the Home Counties and south coast.

With one million consumers within 45 minutes by van, Burgess Hill itself is set to witness significant growth. Approximately 3,500 new homes and a proposed 1.4m sq ft science and technology park are both due to be created on sites immediately adjacent to the park.

[Click here to create a commute map from Panattoni Park Burgess Hill](#)



2 million
CONSUMERS WITHIN
60 MINS BY VAN

1.1 million
CONSUMERS WITHIN
45 MINS BY VAN

596,443
CONSUMERS WITHIN
30 MINS BY VAN

Sources: www.drivetimemaps.co.uk, Royal Mail



**16 minutes to
Brighton & Crawley**

BY VAN



**50 minutes to
J7 M25**

BY VAN



7.04 million

ADDRESSES WITHIN
50 MILES

Van drive times



	miles	hrs:mins
A23	1	2
M23	10	12
A27	10	12
Brighton	13	16
Crawley	13	16
Gatwick Airport	17	19
Shoreham	18	23
Worthing	21	24
M25	24	28
Eastbourne	33	47
Bognor Regis	35	50

Sources: Google Maps, 2024

THE WORLD'S LARGEST PRIVATELY OWNED INDUSTRIAL DEVELOPER

Panattoni is the world's largest privately owned industrial developer, having developed 610 million sq ft to date.

The Panattoni client list includes more than 2,500 international, national and regional companies, many of whom have completed multiple projects with Panattoni, a testament to our determination to always exceed our client expectations.

Find out more about Panattoni at
www.panattoni.co.uk

37
years since
inception

2,500
international
customers

225 million+
sq ft developed by
Panattoni across Europe

610 million+
sq ft developed by
Panattoni worldwide



Indicative images only

LARGEST IN THE UK • LARGEST IN EUROPE

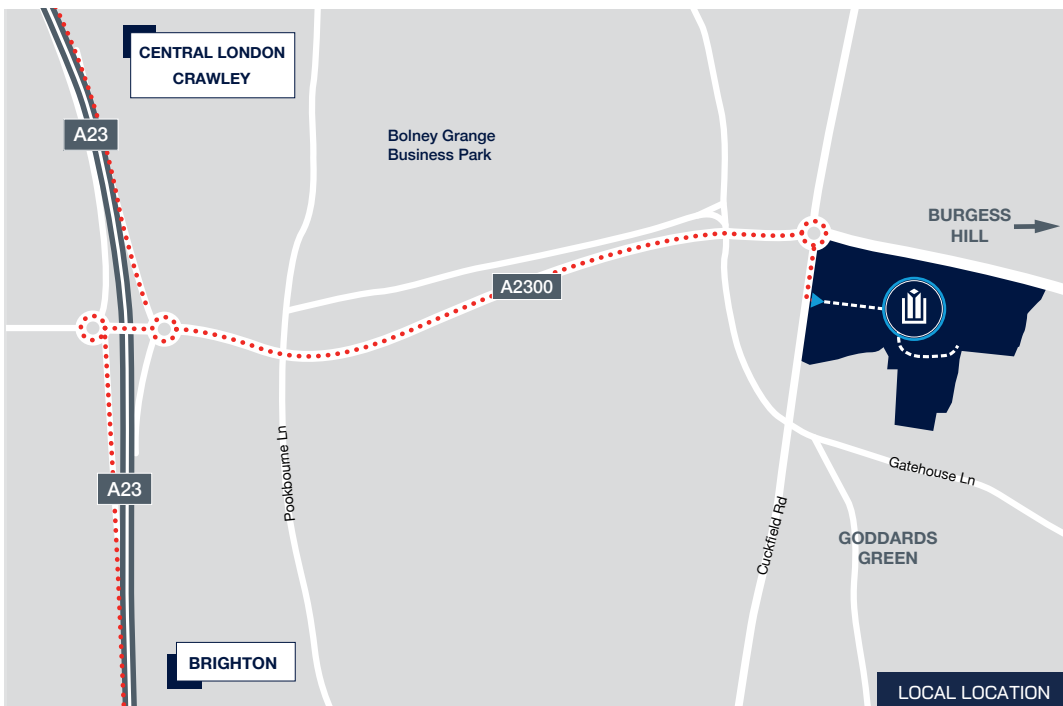
panattoni.co.uk/burgesshill

LOCATION

Panattoni Park Burgess Hill benefits from a location directly fronting the A2300 dual carriageway, with the A23/M23 directly accessing the M25.

12 GRADE-A UNITS • 12 GRADE-A UNITS • 12 GRADE-A UNITS • 12 GRADE-A UNITS

AVAILABLE NOW



A23 | UK
Gothard Green Way
Goddards Green
Hassocks BN6 9ZJ
what3words /// batches.moisture.craziest

DTRE
020 3328 9080
www.dtre.com

Jake Huntley
jake.huntley@dtre.com
07765 154 211

Claudia Harley
claudia.harley@dtre.com
07483 068 035

Joey Higham
Joey.higham@dtre.com
07954 441 297

Lambert Smith Hampton
01489 579 579
01483 538 181
www.lsh.co.uk

Dan Rawlings
drawlings@lsh.co.uk
07702 809192

Elise Evans
eevans@lsh.co.uk
07703 393120

SHW SHW.CO.UK
01293 441300

Tim Hardwicke
thardwicke@shw.co.uk
07989 420 989

David Martin
dmartin@shw.co.uk
07860 207 453

Misrepresentation Act: Particulars contained in this brochure have been produced in good faith, are set out as a general guide and do not constitute the whole or part of any contract. All liability in negligence or otherwise, arising from use of these particulars are hereby excluded. 38751 01/25

panattoni.co.uk/burgesshill